

Asian stocks ended higher on Tuesday, with investors awaiting cues from US Federal Reserve chair Janet Yellen's semi-annual testimony before Congress on Wednesday and Thursday.

Japanese shares rose to finish near two-week highs as the dollar hit a four-month high versus the yen, helping bolster exporters' shares. Australian shares inched higher, led by miners and banks.

European stocks closed marginally lower on Tuesday as investors looked ahead to the US earnings season.

In **Latin America**, Brazil's benchmark stock ended higher on Tuesday on optimism that lawmakers would clear a planned labour reform that could boost long-term economic growth. Mexico's shares came off a record high to end lower.

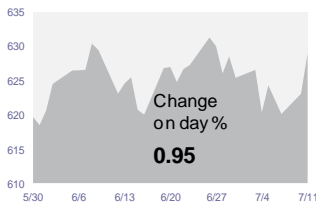
In the **United States**, stocks showed a lack of direction over Tuesday's trading session. The choppy trading came ahead of Janet Yellen's semi-annual testimony that could provide clues over the Fed's monetary policy outlook

US Treasuries turned higher despite initial weakness. The yield on the benchmark ten-year note, which moves opposite of its price, fell to 2.362 percent.

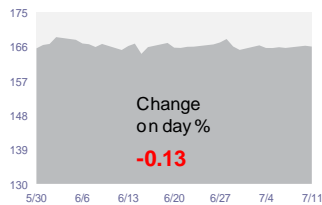
In currencies, the **US dollar** edged lower. Cautious sentiment dominated ahead of the Federal Reserve's chair Janet Yellen's semi-annual testimony before Congress this week.

In commodities, **crude oil futures** rallied on Tuesday after US officials lowered their domestic oil production outlook for next year. Meanwhile, **gold futures** were almost flat on Tuesday.

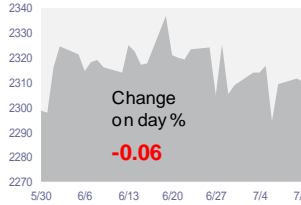
Asia (ex Japan) Equity



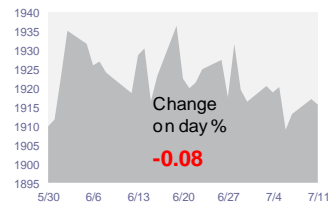
Europe (ex UK) Equity



US Equity



World Equity



Data as of

July 11, 2017

US Indexes	Last	% Chg	%YTD Chg
Dow Jones Industrial Average	21,409.07	0.00	8.33
Nasdaq Composite	6,193.31	0.27	15.05
S&P 500	2,425.53	-0.08	8.34
S&P 500 Volatility (Vix)	10.89	-1.98	-22.44
MSCI US	2,310.23	-0.06	8.49

Europe Indexes	Last	% Chg	%YTD Chg
Euro Stoxx 50	3,464.48	-0.39	5.29
FTSE 100 (UK)	7,329.76	-0.55	2.62
DAX (Germany)	12,437.02	-0.07	8.33
CAC-40 (France)	5,140.60	-0.48	5.72
FTSE MIB Index (Italy)	21,111.70	-0.37	9.76
Ibex35 (Spain)	10,449.10	-0.57	11.73
MSCI Europe ex UK	166.12	-0.13	6.99

Asia Indexes	Last	% Chg	%YTD Chg
S&P/ASX (Australia)	5,728.93	0.08	4.02
NZX 50 Index (New Zealand)	7,628.57	0.59	10.86
Hang Seng (Hong Kong)	25,877.64	1.48	17.62
Hang Seng China Enterprise Index	10,416.20	1.97	10.87
Jakarta Composite Index (Jakarta)	5,773.33	0.03	9.00
KLCI (Malaysia)	1,755.03	-0.12	6.90
KOSPI (Korea)	2,396.00	0.58	18.36
PSEI (Philippines)	7,858.14	0.26	14.87
BSE Sensex 30 (India)	31,747.09	0.10	19.23
SET (Thailand)	1,569.24	-0.01	1.70
Shanghai SE Composite (Shanghai)	3,203.04	-0.30	3.20
Shanghai Shenzhen CSI 300 Index (A-shares)	3,670.81	0.47	10.90
MSCI China Index (H-shares)^	73.86	1.74	25.93
Straits Times Index (Singapore)	3,218.80	-0.85	11.73
Topix (Japan)	1,627.14	0.72	8.34
Nikkei 225 (Tokyo)	20,195.48	0.57	6.63
Taiwan Taiex Index (Taiwan)	10,415.57	1.22	12.56
Ho Chi Minh Stock Index	769.36	0.37	15.72
MSCI Asia ex Japan	628.94	0.95	22.28

World Index	Last	% Chg	%YTD Chg
MSCI World Index	1915.67	-0.08	9.39

Others	Last	% Chg	%YTD Chg
Bovespa (Brazil)	63,832.15	1.28	5.99
Mexbol (Mexico)	50,510.23	-0.21	10.66
MSCI Latin America	2,614.77	0.91	11.71

Government Bonds - 10 Yr Benchmark (Yield/bid)	Last	Net Chg	Net YTD Chg
US Generic Govt 10-year	2.36	-0.01	-0.09
UK Govt 10-year Note Generic	1.28	0.01	0.04
German Govt Bonds 10-year	0.55	0.01	0.34
Italy Govt Bonds 10-year	2.33	0.05	0.51
Japan Govt Bonds 10-year	0.10	0.00	0.05
Singapore Govt Bonds 10-year	2.21	0.00	-0.26

Bond Indexes	Last	% Chg	%YTD Chg
Citigroup World Govt Bond	720.88	-0.06	-0.04
JP Morgan Asian Credit +	210.37	-0.02	3.64
JP Morgan EMBI Eurobonds +	656.78	0.01	5.74
Citigroup US HY Market	967.70	0.04	4.28
JP Morgan Asian HY Corp +	279.39	0.03	3.93

Interest rate	Last	Net Chg	Net YTD Chg
LIBOR USD 3-month #	Holiday	Holiday	0.31

Commodities +	Last	% Chg	%YTD Chg
Oil (Light Crude)	45.04	1.44	-14.87
Gold	1,214.70	0.12	5.76

Currencies (Base Currency: 1 USD)	Last	% Chg	%YTD Chg
Euro	0.88	0.03	8.79
Yen	114.33	-0.10	2.66
Pound	0.77	0.25	4.54
AUD	1.31	0.24	5.69
SGD	1.38	0.12	4.55

Source: Eastspring Investments (Singapore) Limited., MSCI from Bloomberg in USD terms. ^MSCI China Index (H-shares): HKD. All data extracted from Bloomberg are in local currency terms except those denoted by "+", which are in USD terms. % Chg and net change refers to the change compared to previous trading day. YTD stands for year to date. # Libor rates come from British Bankers Association. NA represents not available.

For more information contact: content@eastspring.com | T: +65 6349 9100

DISCLAIMER

This document is produced by Eastspring Investments (Singapore) Limited and issued in:

- **Singapore and Australia (for wholesale clients only)** by Eastspring Investments (Singapore) Limited (UEN: 199407631H), which is incorporated in Singapore, is exempt from the requirement to hold an Australian financial services licence and is licensed and regulated by the Monetary Authority of Singapore under Singapore laws which differ from Australian laws.
- **Hong Kong** by Eastspring Investments (Hong Kong) Limited and has not been reviewed by the Securities and Futures Commission of Hong Kong.
- **Indonesia** by PT Eastspring Investments Indonesia, an investment manager that is licensed, registered and supervised by the Indonesia Financial Services Authority (OJK).
- **Malaysia** by Eastspring Investments Berhad (531241-U).
- **United States of America (for institutional clients only)** by Eastspring Investments (Singapore) Limited (UEN: 199407631H), which is incorporated in Singapore and is registered with the U.S Securities and Exchange Commission as a registered investment adviser.
- **European Economic Area (for professional clients only) and Switzerland (for qualified investors only)** by Eastspring Investments (Luxembourg) S.A., 26, Boulevard Royal, 2449 Luxembourg, Grand-Duchy of Luxembourg, registered with the Registre de Commerce et des Sociétés (Luxembourg), Register No B 173737.
- **United Kingdom (for professional clients only)** by Eastspring Investments (Luxembourg) S.A. - UK Branch, 125 Old Broad Street, London EC2N 1AR.
- **Chile (for institutional clients only)** by Eastspring Investments (Singapore) Limited (UEN: 199407631H), which is incorporated in Singapore and is licensed and regulated by the Monetary Authority of Singapore under Singapore laws which differ from Chilean laws.

The afore-mentioned entities are hereinafter collectively referred to as **Eastspring Investments**.

This document is solely for information purposes and does not have any regard to the specific investment objective, financial situation and/or particular needs of any specific persons who may receive this document. This document is not intended as an offer, a solicitation of offer or a recommendation, to deal in shares of securities or any financial instruments. It may not be published, circulated, reproduced or distributed without the prior written consent of Eastspring Investments.

Investment involves risk. Past performance and the predictions, projections, or forecasts on the economy, securities markets or the economic trends of the markets are not necessarily indicative of the future or likely performance of Eastspring Investments or any of the funds managed by Eastspring Investments.

Information herein is believed to be reliable at time of publication. Where lawfully permitted, Eastspring Investments does not warrant its completeness or accuracy and is not responsible for error of facts or opinion nor shall be liable for damages arising out of any person's reliance upon this information. Any opinion or estimate contained in this document may subject to change without notice.

Eastspring Investments (excluding JV companies) companies are ultimately wholly-owned / indirect subsidiaries / associate of Prudential plc of the United Kingdom. Eastspring Investments companies (including JV's) and Prudential plc are not affiliated in any manner with Prudential Financial, Inc., a company whose principal place of business is in the United States of America.

For more information contact: content@eastspring.com | T: +65 6349 9100